



Molecular Property Spectrometer™

MPS™ A2L Refrigerant Gas Sensor

OVERVIEW

NevadaNano’s MPS A2L Refrigerant Gas Sensors enable accurate and reliable detection of mildly flammable (A2L) refrigerants common in HVAC applications. Sensor readings are output on a digital bus or a configurable analog voltage output. With no field calibration required, the MPS A2L Refrigerant Gas Sensors deliver industry-leading performance and a low cost of ownership. NevadaNano offers five types of refrigerant gas sensor: R-32, R-454A, R-454B, R-454C and R-1234ze. Sensors for new refrigerant gases are under development.

The MPS A2L Refrigerant Gas Sensors are available in two form factors: the “Mini” form factor, and the certified “intrinsically safe” (IS) S4 form factor.

GAS DETECTION

Gas Sensor	Detection Range	Accuracy at 25 %LFL ¹	Accuracy ≤ 25 %LFL 20 °C, 50 %RH (UL 60335-2-40)
R-32	5-100 %LFL	±3 %LFL	±2.5 %LFL
R-454A	5-100 %LFL	±3 %LFL	±2.5 %LFL
R-454B	9-100 %LFL	±5 %LFL	±2.5 %LFL
R-454C	8-100 %LFL	±5 %LFL	±2.5 %LFL
R-1234ze	9-100 %LFL	±3 %LFL	±2.5 %LFL

¹Accuracy guaranteed across full environmental range. %LFL for refrigerant blends based on ISO 817, WCF or Nominal Composition (selectable by user).

PERFORMANCE

Resolution	0.1 %LFL
Response time (t_{90}) R-32, R-454B, R-454C	< 15 s
Response time (t_{90}) R-454A, R-1234ze	< 30 s

ENVIRONMENTAL OPERATING RANGE

Temperature	-40 to 75 °C
Humidity	0 to 100 %RH ²
Pressure	80 to 120 kPa

²Accuracy guaranteed in non-condensing environments. Alternative mechanical configurations can improve condensation robustness.

SELF-DIAGNOSTICS

The MPS A2L Refrigerant Gas Sensor automatically performs a comprehensive sequence of self-checks every 2 seconds to ensure fail-safe operation. The MPS alerts the user of any sensor failure or abnormal status. For additional information on how to interpret and handle detected faults, refer to the MPS A2L Sensor User Manual at www.NevadaNano.com/downloads.

FEATURES

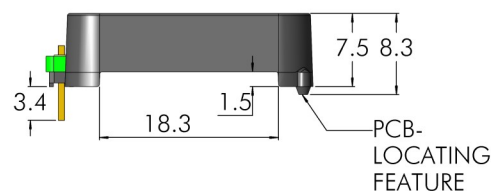
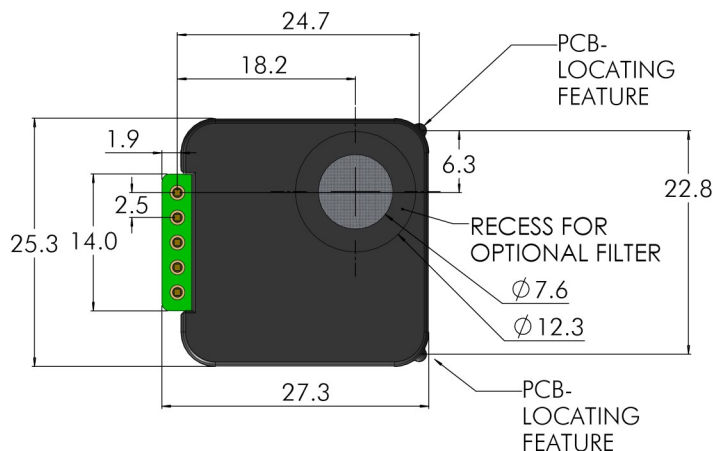
- Built-in environmental compensation
- Extremely poison resistant
- No calibration required
- Supports 15+ year lifetimes
- Low power — 29 mW average
- Built-in self-test for fail-safe operation

OPERATING PRINCIPLE

The Molecular Property Spectrometer (MPS) A2L Refrigerant Gas Sensor’s transducer is a micro-machined membrane with an embedded Joule heater and resistance thermometer. The MEMS transducer is mounted on a PCB and packaged inside a rugged enclosure with a screened outlet to ambient air. Presence of a flammable refrigerant gas causes changes in the thermodynamic properties of the air/gas mixture that are measured by the transducer. Sensor data are processed by patented algorithms to report accurate concentration.

MECHANICAL — MINI

Mass 4.3 ± 0.5 grams
 Body material PEI



Dimensions in mm

ELECTRICAL — MINI

Operating voltage 3.3 - 5.0 ±5% VDC

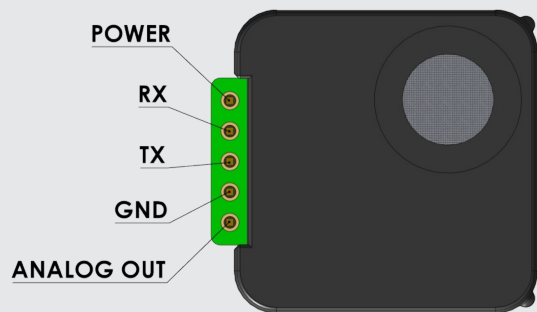
Current consumption

Average

8.9 mA

Operating Range

5.0-21.0 mA



Digital Communication: UART
 Logic signaling standard: 3.3 V
 Baud rate: 38,400. 8 data, 1 stop bits. No parity.
 RX Data Input : Do not exceed 3.6 V
 Input High Voltage (V_{IH}) = 2.0 V minimum
 Input Low Voltage (V_{IL}) = 0.85 V maximum
 TX Data Output : Source / Sink 4 mA maximum
 Output High Voltage (V_{OH}) = 2.45 V minimum
 Output Low Voltage (V_{OL}) = 0.45 V maximum
 Programmable Analog out (optional)

Analog voltage output ("Analog Out")

Industry standard 0.4 to 2.0 volt analog output, linearized and compensated for temperature, humidity, and pressure. Alternate configurations available, with output range and "zero" level configurable between 0.04 and 2.9 Volts and configurable sensitivity slope, including rising or falling Volts per %LFL. Contact NevadaNano for details.

MECHANICAL INTEGRATION — MINI

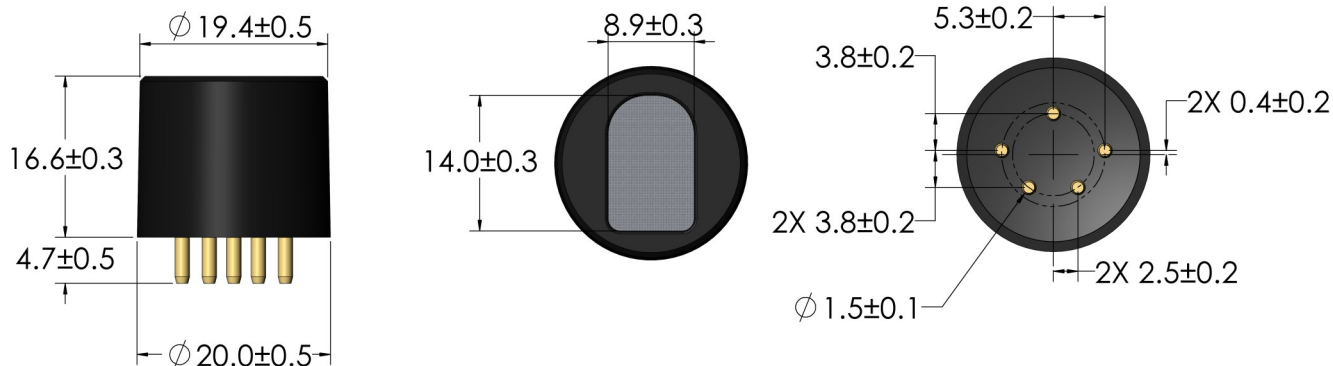
The MPS Mini family of gas sensors is designed to be permanently mounted to a printed circuit board. In addition to the electrical interconnects, the Mini package has two features that can engage with two, unplated 1.10 mm to 1.50 mm dia. holes on the PCB for more precise and secure position of the sensor relative to the PCB.

MECHANICAL — S4

Dimensions 16.6 mm (H) x 20.0 mm (D)

Mass 8.0 ± 0.5 grams

Body material PEI



ELECTRICAL — S4

Operating voltage 3.3 - 5.0 ±5% VDC

Current consumption

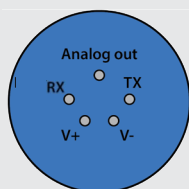
Average

8.9 mA

Operating Range

5.0-21.0 mA

5-pin
Digital Input/Output



Bottom View

Communication: UART

Logic level: 3.3 V

Baud rate: 38,400. 8 data, 1 stop bits. No parity.

RX Data Input : Do not exceed 3.6 V

Input High Voltage (V_{IH}) = 2.0 V minimum

Input Low Voltage (V_{IL}) = 0.85 V maximum

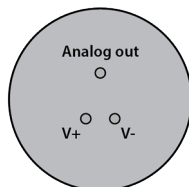
TX Data Output : Source / Sink 4 mA maximum

Output High Voltage (V_{OH}) = 2.45 V minimum

Output Low Voltage (V_{OL}) = 0.45 V maximum

Programmable Analog out (optional)

3-pin Pellistor Replacement
Programmable Output



Bottom View

Industry standard 0.4 to 2.0 Volt linearized, compensated for temperature, humidity, and pressure.

Alternate configurations available, with output range and "zero" configurable between 0.04 and 2.9 Volts and configurable sensitivity slope, including rising or falling Volts per LFL.

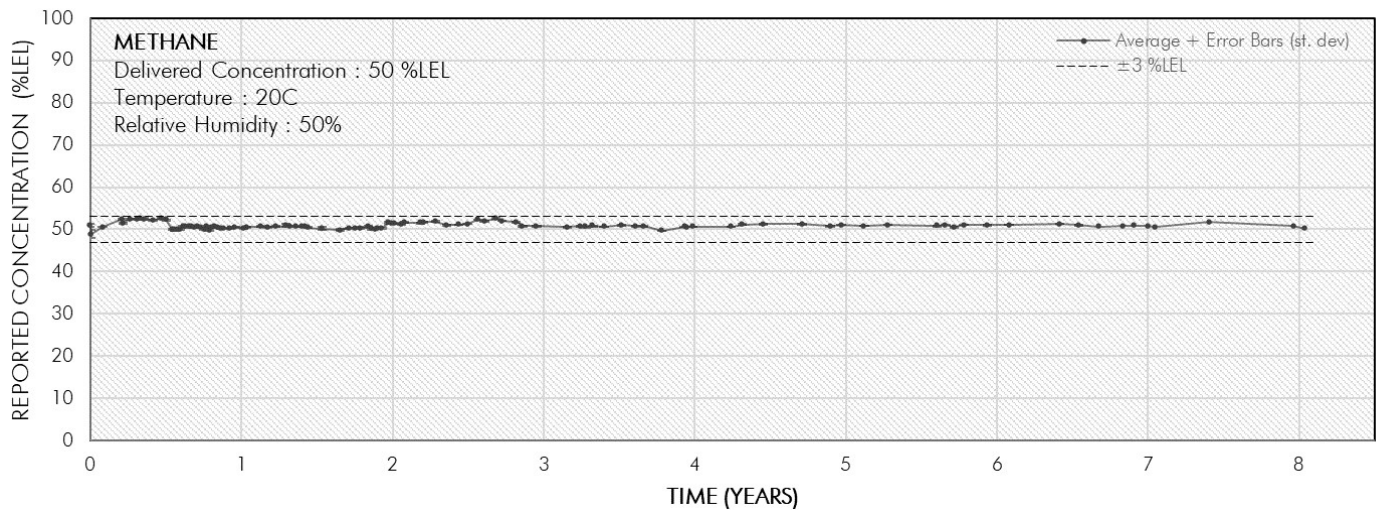
Contact NevadaNano for details.

MECHANICAL INTEGRATION — S4

The MPS A2L Refrigerant Gas Sensor in IS form factor is a standard "4 series" size. The sensor interface pins are compatible with industry standard receptacles or socket assemblies.

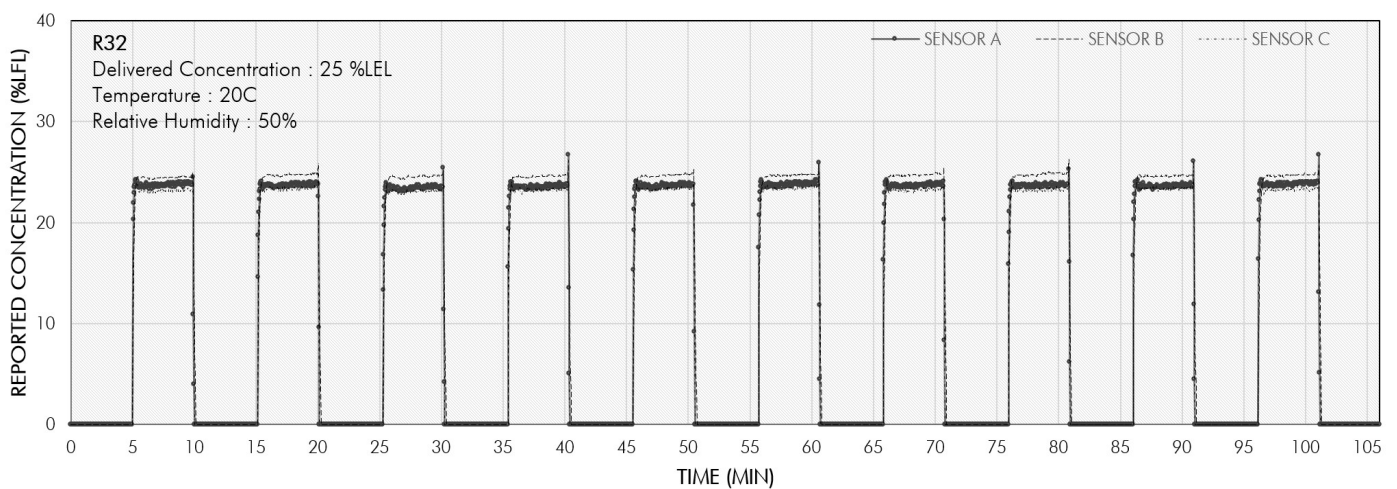
TYPICAL GAS PERFORMANCE CHARACTERISTICS

Long-Term Accuracy & Stability



Average concentration reported by the MPS Flammable Gas Sensor (utilizing the same MPS technology as the MPS A2L Refrigerant Gas Sensor) to repeated exposures of 50 %LEL methane vs. time. Between exposures, all sensors operated continuously in clean air. During exposures, all sensors were placed in an environmental chamber set at standard conditions (20 °C, 50 %RH) where gas was delivered from a cylinder. Accuracy has remained within ± 3 %LEL to date. The test is ongoing.

Repeatability



Data plotted from three sensors subjected to 10 exposures of 25 %LFL R-32 over approximately 100 minutes. Standard deviation across all sensors and exposures = 0.13 %LFL.

QUALITY CERTIFICATION

Certificates of Compliance	Specification	Test Lab/Certification Body	Certificate/Report Number
Certificate of Registration of Quality Management System	ISO 9001:2015	National Standards Authority of Ireland (NSAI)	19.8213





ADDITIONAL TEST STANDARDS

Test	Specification	Summary of Test Conditions
Low Temperature Operating	IEC 60068-2-1	500 Hours @ -50°C
High Temperature Operating	IEC 60068-2-2	1000 Hours @ 85°C
Vibration	IEC 60068-2-6	31Hz – 150 Hz (2G acceleration), 1 hour per axis, 3 axes
Shock	IEC 60068-2-27	50G peak/11ms half sine pulse, 3 axes (positive and negative pulses)
Drop	IEC 60068-2-31	1-meter drop onto concrete
Damp heat - steady state	IEC 60068-2-78	500 hours @ 40°C/93% RH
Temperature cycling	JESD22-A104E	From -40°C to 85°C for 200 cycles
Sand/Dust	MIL-STD-810G Method 510.5	Sand: 150-850 μm SiO ₂ particle size, 23 m/s nom. velocity, 1.5 hrs @ 70°C per axis, 3 axes Dust: Red China Clay, 1.5 m/s nom. velocity, 6 hrs @ 20°C and 6 hrs @ 70°C
Poisoning	NevadaNano	1,200 ppm-hours H ₂ S (50 ppm for 24 hours) 10,400 ppm-hours siloxanes (Decamethylcyclopentasiloxane) (100 ppm for 4 hours, then 1,000 ppm for 10 hours) 0.25 ppm-hours NO ₂ (3 ppm for 5 minutes) 0.83 ppm-hours HCN (10 ppm for 5 minutes) 0.75 ppm-hours SO ₂ (9 ppm for 5 minutes) 0.17 ppm-hours Cl ₂ (2 ppm for 5 minutes) 4.17 ppm-hours NH ₃ (50 ppm for 5 minutes)
Electrostatic Discharge	JEDEC JS001-2017	Human Body Model, passed at 2 kV
EMC: Radiated Emissions	EN 55011	30 MHz to 1 GHz
EMC: RF Electromagnetic Field Immunity	IEC/EN 61000-4-3	80 MHz to 6 GHz at 10 V/m
EMC: Magnetic Immunity	IEC/EN 61000-4-8	30 A/m, 3 axes, 50 Hz and 60 Hz

The table above provides a summary of standardized tests and test conditions to which the MPS Flammable Gas Sensor in the S4 form factor has been subjected, and to which the MPS Mini Flammable Gas Sensor is also qualified by assessed similarity. The sensor, which utilizes the same MPS technology as the MPS A2L Refrigerant Gas Sensor, has passed all of these tests by demonstrating performance within the MPS Flammable Gas Sensor specification both before and after each test.

CERTIFICATION — INTRINSICALLY SAFE/S4 FORM FACTOR ONLY

Only the S4 form factor is certified to be intrinsically safe. For additional information on certifications, refer to the MPS Hazardous Locations User Guide here: www.nevadanano.com/downloads

Certification Body				
Test Standard	IEC 60079-0:2017 IEC 60079-11:2011	ATEX NB 2809 UKEX AB 1725 EN 60079-0:2018 EN 60079-11:2012	FM 3600:2018 FM 3610:2018 ANSI/UL 913:2019	CSA 22.2 60079-0:2019 CSA 22.2 60079-11:2014
Protection Categories	Ex ia IIC Ga Ex ia IIIC Da Ta = -40°C to 75°C	 Ex II 1 G Ex ia IIC Ga Ex II 1 D Ex ia IIIC Da Ta = -40°C to 75°C	Class I, Division 1, Group A,B,C,D Class II and III, Division 1, Group E,F,G Class I, Zone 0 AEx ia IIC Ga Zone 20 AEx ia IIIC Da Ta = -40°C to 75°C	Class I, Division 1, Group A,B,C,D Class II and III, Division 1, Group E,F,G Class I, Zone 0 Ex ia IIC Ga Zone 20 Ex ia IIIC Da Ta = -40°C to 75°C
Certificate	IECEX FMG 19.0028U	FM19ATEX0184U FM21UKEX0159U	FM19US0145U	FM19CA0077U

Certificates of Compliance	Specification	Test Lab/Certification Body	Certificate/Report Number
IECEX Quality Assessment Report	IEC 80079-34:2018	FM Approvals LLC	GB/FME/QAR19.0020/00
ATEX Quality Assurance Notification	2014/34/EU	FM Approvals LLC	FM19ATEXQ0200
UK Quality Assurance Notification	UKSI 2016:1107 (as amended)	FM Approvals LLC	FM21UKQAN0168
RoHS (2 & 3) Compliant	2011/65/EU & 2015/863	Underwriters Laboratories	CETR-NNT01.1
China RoHS Compliant	SJT/T 11363 & 11364	Underwriters Laboratories	CETR-NNT01.1
REACH Compliant	EC 1907/2006 (33 & 67)	Underwriters Laboratories	CETR-NNT01.1

The certificates of compliance are available at www.nevadanano.com/downloads

PART NUMBER ORDERING GUIDE

Please refer to the following table when ordering the MPS A2L Refrigerant Gas Sensor or MPS Evaluation Kit.

MPS MINI FORM FACTOR	
SKU	Description
MPS004-MN0505-00	MPS A2L Refrigerant Gas Sensor (R32), Mini, 5-Pin, UART + Analog Out
MPS210-MN05CC-00	MPS A2L Refrigerant Gas Sensor (R32), Low Limit of Detection (5000 ppm), Mini, 5-Pin, UART + Analog Out
MPS210-MN0509-00	MPS A2L Refrigerant Gas Sensor (R32), Mini, 5-pin, UART + Analog Out + Auto-Start
MPS011-MN0505-00	MPS A2L Refrigerant Gas Sensor (R454B), Mini, 5-Pin, UART + Analog Out
MPS230-MN0505-00	MPS A2L Refrigerant Gas Sensor (R454C), Mini, 5-Pin, UART + Analog Out
MPS230-MN0509-00	MPS A2L Refrigerant Gas Sensor (R454C), Mini, 5-Pin, UART + Analog Out + Auto-Start
MPS240-MN0505-00	MPS A2L Refrigerant Gas Sensor (R454A), Mini, 5-Pin, UART + Analog Out
MPS250-MN0505-00	MPS A2L Refrigerant Gas Sensor (R1234ze), Mini, 5-Pin, UART + Analog Out

MPS S4 (INTRINSICALLY SAFE) FORM FACTOR	
SKU	Description
MPS004-S40505-EX	MPS A2L Refrigerant Gas Sensor (R32), S4, 5-Pin, UART + Analog Out
MPS210-S40309-E0	MPS A2L Refrigerant Gas Sensor (R32), S4, 3-Pin, Analog Out, Auto-Start
MPS220-S40309-EX	MPS A2L Refrigerant Gas Sensor (R454B), S4, 3-Pin, Analog Out, Auto-Start
MPS230-S40309-EX	MPS A2L Refrigerant Gas Sensor (R454C), S4, 3-Pin, Analog Out, Auto-Start
MPS250-S40309-EX	MPS A2L Refrigerant Gas Sensor (R1234ze), S4, 3-Pin, Analog Out, Auto-Start
MPS250-S40505-EX	MPS A2L Refrigerant Gas Sensor (R1234ze), S4, 5-Pin, UART + Analog Out



MPS EVALUATION KITS	
SKU	Description
MPS999-S40000-99	MPS S4 Evaluation Kit (S4 sensor not included)
MPS999-MN0000-99	MPS Mini Evaluation Kit (Mini sensor not included)